

GRADES K-6

# Valentine's Day Activity Packet

Incorporate Valentine's Day into many of your classes, such as Reading, Math, Science, and Social Studies with this exclusive packet of activities from TeacherVision.

---



Expertly curated by the team at  TeacherVision®

# Table of Contents

## Arts and Crafts

Heart Puzzle	1-2
Pop-Up Hearts Cards	3
Valentine's Day Classroom Activities	4

## Language Arts, Writing, and Reading


Alphabet Valentines	5
Hard 'C' Candy Valentine	6
How to Say 'I Love You' Around the World	7
Synonym Hearts	8
Valentine Word Search	9-10

## Mathematics


Valentine Gifts	11-12
Valentine's Day Word Problems	13-14

# Heart Outline Page

Color the heart pieces on the HEART PUZZLE PAGE. Cut the pieces apart on the black line. Lay the pieces on the heart outline on this page, making sure that the parts all fit together. Glue the pieces to the heart.



# Heart Puzzle Page



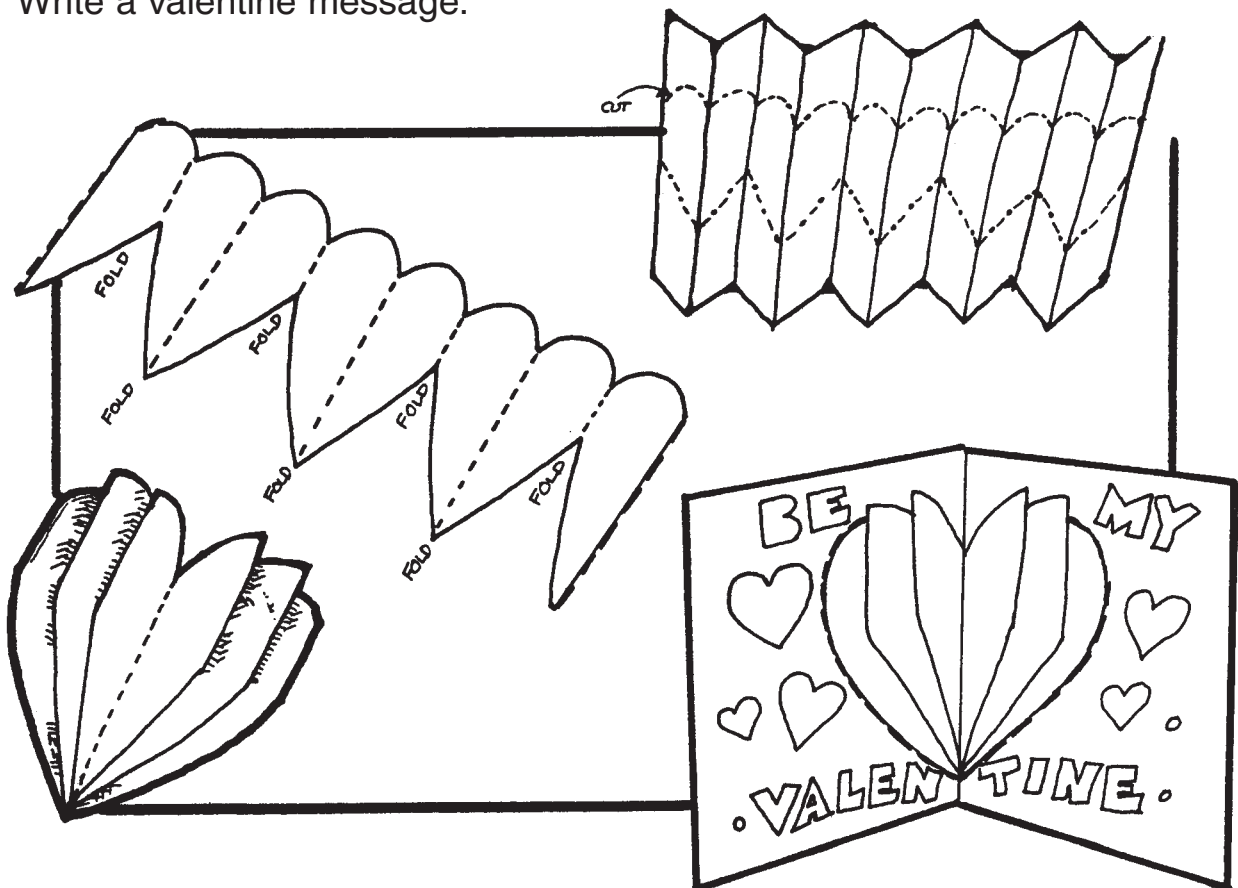
# Pop-Up Hearts Cards

## Materials:

- red, white, and pink construction paper
- assorted decorations (glitter, doilies, beads, etc.)
- scissors
- glue
- pen or marker

## Directions:

1. Fan-fold paper for pop-up heart (use any color, red, white, or pink).
2. Cut hearts (like paper dolls).
3. Fold hearts.
4. Fold paper for a card in half (use any color, red, white, or pink).
5. Glue inside of card to pop-up when the card is open.
6. Let glue dry before closing. Glue on additional hearts and decorate as desired.
7. Write a valentine message.



# Valentine's Day

## February 14

Most people believe that Valentine's Day got its name from one or more men who lived in the 3rd century A.D. They were put in prison and then put to death for being Christians. They were later both named saints. One of them may have written a letter that he signed "your Valentine." However, it is more likely that both of them may have died on February 14th, a date associated with a Roman festival having to do with love.

At first, lovers probably spoke or sang their valentines to one another because very few people could read and write. What seems to have been the first written valentine was sent in 1415 by the Duke of Orleans who was imprisoned in the Tower of London. People continued to write their valentines by hand for centuries. The first printed cards were sold in the early 1800's, beginning a custom that continues today. It has been estimated that 900 million valentines are sent in the United States and Canada every year.

## Making It Work

Decorate a bulletin board with hearts and other valentine symbols together with the words "I Love You" in various languages.

<i>Je t'aime</i>	Jeh TE-mm	<b>French</b>
<i>Ich liebe dich</i>	eeksh Lee-bah deeksh	<b>German</b>
<i>Ani ohev otach</i>	ah-Nee o-HEV 0-tach	<b>Hebrew</b>
<i>Io ti amo</i>	e-o tee A-moh	<b>Italian</b>
<i>Yo te amo</i>	yoh te A-moh	<b>Spanish</b>

Distribute a list of the names of students in your class for each student to take home. Ask them to give a card to each one of their classmates.


Make and decorate a large classroom valentine mailbox. Have students deposit their cards in it to be delivered on Valentine's Day. Appoint a few delivery people. Or, have each child make an individual valentine folder or mailbox to display in the classroom. Give students time each day, during the week before Valentine's Day, to deliver their cards. Open the folders or boxes on Valentine's Day.

Plan a party with heart-shaped cookies and pink punch.

Play "Pin the Arrow on the Heart" (like "Pin the Tail on the Donkey").

Make Valentines.


Do a Valentine's Day Wordsearch.



# Alphabet Valentines


**Directions:** Fill in the missing alphabet letters. Then trace around each heart with a red crayon.

a b c d e f g h i j k l m n o p q r s t u v w x y z



# Hard C Candy Valentine

**Directions:** Cut out and glue the pieces of candy with *hard c* words in or near the candy box below.



Cut ✂

Hard and Soft Candy

coat	circle	car	camp	cube	cent	candle
cook	cover	city	color	center	candy	cup







# How to Say "I Love You" Around the World



♥ **Danish**

**Jeg elsker dig**

♥ **Dutch**

**Ik hou van jou**

♥ **Esperanto**

**Mi amas vin**

♥ **French**

**Je t'aime**

♥ **German**

**Ich liebe dich**

♥ **Indonesian**

**Saya cinta kamu**

♥ **Italian**

**Ti amo**

♥ **Japanese**

**Aishiteru**

♥ **Latin**

**Te amo**

♥ **Mandarin Chinese**

**Wo ai ni**

♥ **Polish**

**Kocham cie**

♥ **Romanian**

**Te iubesc**

♥ **Russian**

**Ya vas liubliu**

♥ **Spanish**

**Te amo**

♥ **Swedish**

**Jag alskar dig**






♥ **Turkish**

**Seni seviyorum**



# Synonym Hearts

Read the words on each heart. If the words are synonyms, draw an arrow through the heart. One has been done for you.



# Valentine Word Search

E O V L A R V L E N I T N E L A V P  
 M L O M O O N L I G H T F E A S A C  
 U V O M L M W A D F R B N U C T R U  
 S A A E L A R D V A E T R A R F R P  
 I N V L V N F B E F I B D Y L I O D  
 C L R A E C Y H E N E N R O D G W O  
 C U O O L E T D E F I A W U Y N O P  
 C V P V S E R E N A D E F O A T A U  
 L E A Y E L A A D A R F E B R R U C  
 R D T W D I P U C S A T B A R R Y P  
 E I S E H T E E W S C A D R O P E I  
 R E N I T N I L A V P E R T Y O R D

arrow  
 candy  
 card  
 Cupid  
 doily  
 February

flowers  
 gift  
 heart  
 love  
 moonlight  
 music

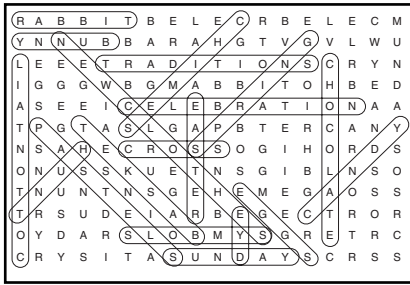
party  
 red  
 romance  
 serenade  
 sweetheart  
 valentine

### Decode this Valentine message!

Each letter below stands for a different letter in the alphabet. For example, in this puzzle, every time you see the letter **A** you should write the letter **D** above it.

\_ \_ \_ \_ \_    \_ \_ \_ \_ \_    \_ \_ \_ \_ \_    \_ \_ \_ \_ \_    \_ \_ \_ \_ \_  
 C P H U    Z O A    E J S L U    B O D P H    U I Z S J O E  
 \_ \_ \_ \_ \_    \_ \_ \_ \_ \_    \_ \_ \_ \_ \_    \_ \_ \_ \_ \_    \_ \_ \_ \_ \_  
 G Z S A U    Z O A    G Z O A H    X J V I    V I B J S  
 \_ \_ \_ \_ \_    \_ \_ \_ \_ \_    \_ \_ \_ \_ \_    \_ \_ \_ \_ \_  
 K S J B O A U    Z O A    K Z N J L H    P O  
 \_ \_ \_ \_ \_    \_ \_ \_ \_ \_  
 W Z L B O V J O B U    A Z H

## Valentine Word Search Answer Key



**Message:** Boys and girls enjoy sharing cards and candy with their friends and family on Valentine's Day.

# Valentine Gifts

Five boys wanted to show their affection for five girls, but each wanted to do so in his own way. Use the clues below to help you match the boys with their girlfriends and their Valentine gifts to them.

**Clues:**

1. Erin received a romantic valentine from her secret admirer, whose name did not begin with a letter in the last half of the alphabet; and it did not have the same number of letters as her own.
2. Steve is a practical joker, so he purchased a fake arachnid and slipped it inside his girlfriend's desk.
3. One boy, whose girlfriend shares his first initial, thinks she is sweet; so he gave her a sweet edible surprise.
4. Sean has a good sense of humor and hates "mushy" gifts, so he sent his girlfriend a humorous surprise through the mail.
5. Lisa has stickers all over her notebook, so her boyfriend (whose name doesn't begin with "C") gave her one as a gift.
6. Monica nearly jumped out of her skin and screamed loudly from fright when she received her gift; while the candy recipient replied excitedly, "Oh, John, you really shouldn't have!"



	Recipient					Gift				
	Erin	Lisa	Cathy	Monica	Jennifer	sticker	funny valentine	candy	spider	romantic valentine
John										
Sean										
Chris										
Steve										
Jason										

Valentine Gifts Answer Key

John—Jennifer, candy; Sean—Cathy, funny  
valentine; Chris—Erin, romantic valentine;  
Steve—Monica, spider; Jason—Lisa, sticker

# Valentine's Day Math

1. Melanie has purchased five special valentines that she wants to give to her close friends and family. The cards cost \$1.25, \$1.75, \$2.00, \$1.65, and \$2.50. She also plans to give away two boxes of candy: one costs \$6.95 and the other costs \$3.50.
  - a. How much money will Melanie spend for Valentine's Day? \_\_\_\_\_
  - b. Melanie has \$25.00 in her piggy bank at home and \$100.00 in the bank. Will she need to take some money out of the bank? If so, how much? \_\_\_\_\_
  - c. If Melanie doesn't need to remove money from her bank account, how much money will she have left in her piggy bank? \_\_\_\_\_
  - d. How much money will Melanie have left after Valentine's Day? \_\_\_\_\_

2. There are 30 students in Mrs. Miller's sixth-grade class. There are 10 girls. Each child puts his/her name on a slip of paper and puts it in a Valentine's box. Two names will be drawn from the box and each child will receive a box of candy.
  - a. What is the probability that a boy's name will be drawn from the box first? (Give a fraction, a ratio, and a percentage.) \_\_\_\_\_
  - b. Assuming that the first name selected is the most probable sex, what is the probability that a girl's name will be selected the second time? (Give a fraction, a ratio, and a percentage.)  
\_\_\_\_\_

3. Philip has a limited supply of red construction paper at home, and he is supposed to cover a shoebox (including the top) and have a one-inch overlap inside the top and bottom of the box. The shoebox is six inches wide, 12 inches long, and 4 inches high. The top is half an inch high.
  - a. How much paper (in square inches) will it take to cover the box (outer surfaces and overlap area)? \_\_\_\_\_
  - b. Philip has 4 sheets (8 ½" x 11") of red construction paper. Does he have enough to cover the box? \_\_\_\_\_
  - c. If so, how much extra paper does he have? \_\_\_\_\_
  - d. If not, how much more paper does he need? \_\_\_\_\_

Valentine's Day Math Answer Key

1. a. \$19.60 b. no

c. yes—\$5.40 d. \$105.40

2. a.  $\frac{2}{3}$ ; 2:1; 67%

b.  $\frac{10}{29}$ ; 10:19; 34.5%

3. a. 396 sq. inches c. no answer required

b. no d. 22 square inches