

GCIS and the BRIDGE Law

9th Grade Students - 3 Occupations

Georgia Career Information Center, through its Georgia Career Information System (GCIS), provides current and accurate occupational and educational information to schools and agencies throughout Georgia in order to help young people and adults make informed career choices.

How Do I Log into GCIS?

1. Log onto the computer.
2. Go to www.gcic.peachnet.edu or click the GCIS icon on your desktop.
3. Click on the second icon on the left side of the pages that says **Click Here to Enter Georgia Career Information System GCIS**.



4. On the next screen, enter your "My Portfolio" username and password. Click **Sign In**.

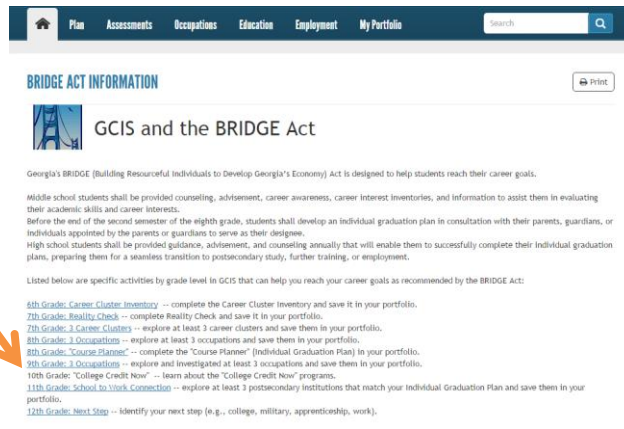


How Do I Get Started With My Activity?

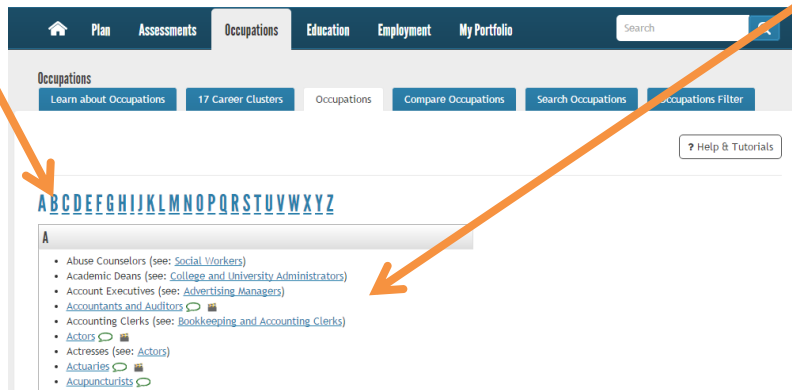
5. On the right side on the screen, click the on the rotating pictures to display **Getting Started with GCIS and the BRIDGE Law**. Click the image.



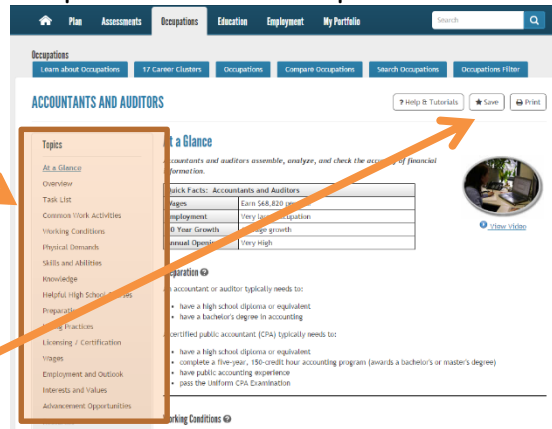
6. Click **9th Grade: 3 Occupations**.



7. Use the Alphabetical Index to find the first letter of an occupation. Click on the occupation.



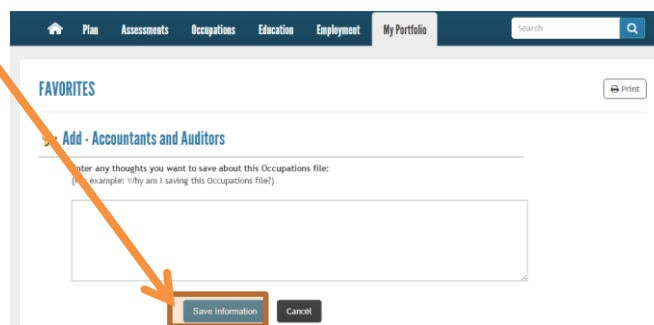
8. To learn more about the occupation, click each topic on the left side of screen.



9. Click **Save** to add the occupation to your "My Portfolio".

10.

11. Enter your thoughts about the results. For example, you might note what you learned about the occupation. Click **Save Information**.



12. Click **Occupations** at the top of the screen. Click **Occupations**. Repeat steps 7-11 to save two more occupations.

