

Word Work

Instructional Focus:

Rhyming Word Families

Background:

Rhyming word families are groups of words that have a common sound pattern. They can be used to teach the spelling of many new words.

Examples:

ack	ear	ong	ing
sack	near	long	sing
back	fear	song	thing
tack	year	wrong	starting
track	dear	bong	bring

Materials and Preparation:

- A Copy of **Five Busy Elves** by Patricia Hegarty
- Anchor Chart
- Scissors (optional)
- Sorting Cards (1 set per student)
- Sorting Mat (1 per student)
- Bingo Boards (1 per student)
- Class set of bingo markers, pennies, scraps of paper (9 per student)
- Santa Rhymes Practice Page (1 per student)
- Optional – Word Detective Extension Worksheet (1 per student)
- Optional – Lined Paper for the *All in the Family Game* (see Extend Engagement in Step 2)

Word Work

Step 1:

Introduce the Focus of Word Work

Sample Anchor Chart			
- ack	- ear	- ong	- ing
back	fear	long	thing
tack	dear	bong	sing
pack	near	song	bring

Introduce Rhyming Word Families

- Explain to the students that today you are going to focus on rhyming word families.
- Word families share the same ending sound just like real families share similar traits.
- Explain that they will be working with only a few word families, including: - ear - ack - ing - ong
- Show students the Anchor Chart and introduce the word endings.
- Go over each of the word family columns and read aloud together.
- Ask for student volunteers to find what is similar about each group of words. (Sample answers: All of the words in each column rhyme, all of the word endings begin with a vowel.)
- Ask the students to think of other words that match each rhyming word family.
- Allow students to turn and talk with a partner to brainstorm words.
- Record words that follow the pattern on the chart paper.

Step 2:

Connect Word Work to Reading

Extend Engagement Activity
<ul style="list-style-type: none"> • Give students a piece of lined paper. • Number the pages 1-20. • Tell students that are going to play a game called "Rhyme Time". • The object of the game is to write as many words as they can that fit the pattern in a certain amount of time. • Tell the students not to begin until you give the signal. • Write the word family -at on the board. • Tell them they will have one minute. • After the minute is up, call "Time". • Have the students exchange their paper with a partner. • The students can check each other's list for accuracy. • Continue playing with other word families.

Rhyming Word Families in the Text

- Explain to the students that **Five Busy Elves**, has a lot of rhyming words that can easily fit into word families.
- Show students the first two pages of the book. Read the pages aloud.
- Ask students to identify the rhyming words on the pages. (near, year)
- Tell the students that you are going to read the book once from beginning to end. Tell them to be listening for words that follow the pattern. Remind them to be polite and not to interrupt you while you read.
- Read **Five Busy Elves**

Examples of Rhyming Word Families Found in the Text:

- | | |
|-------------------|---------------------|
| • near / year | • bring / something |
| • sacks / stacks | • fun / begun |
| • be / tree | • care / bear |
| • baking / making | • night / write |
| • do / too | • day / away |
| | • long / song |

Word Work

Step 3:

Guided Word Work Practice

Five Busy Elves Sorting Mat
Interactive Activity

Directions: Place each of your sorting cards into the correct column on the sorting mat below.

-ear	-ack	-ing
-ong	-un	-ay

Name: _____ Guided Word Work Practice | ©BookPagez.com

Interactive Exploration

- Provide each student with a set of sorting cards (allow students to cut apart the cards or provide them with pre-cut cards) and sorting mat.
- Review the words.
- Sort according to rhyme family.
- Provide each student with a copy of the **Word Bingo** game mat.
- Tell the students to select 8 words from their sorting mats to copy onto the bingo sheet.
- Model how to do this.
- Monitor students as they create their game board.
- Model how to play Word Bingo (refer to attached resources for directions).
- Upon completing the game, ask students to place their sorting cards into a resealable bag for later use or send the words home.

Step 4:





Independent Word Work Practice

Practice Page

- Give each student a copy of the **Santa Rhymes** practice page.
- Read the directions with the class.
- Tell the students to complete the practice page.
- Monitor students while they work.

Santa Rhymes
Word Work Practice Page

Directions: Read the word on Santa's hat. Think of at least three words that rhyme with the word on Santa's hat. Underline the word family.

 Gift	 Fly
 Snow	 Sled

Name: _____ Independent Word Work Practice | ©BookPagez.com

Step 5:

Reconnect and Reflect on Word Work

Group Discussion

- Bring the students back together.
- Ask students to explain what they learned about words based on the work they completed.
- Invite students to turn and talk with a partner about their word work.
- Invite 2-3 students to share what they learned with the group.

Step 6:

Extend Word Work (optional)

Extension Activity

- Ask students to be on the lookout for **rhyming word families** in their own reading. Tell them to write their words on a sticky note and add them to the anchor chart (review the added sticky notes with the class later in the day or before moving on to the next word work lesson).
- Alternatively, students can keep track of the words using the **Word Detective worksheet**.

Five Busy Elves Sorting Mat

Interactive Activity

Directions: Place each of your sorting cards into the correct column on the sorting mat below.

-ear	-ack	-ing

-ong	-un	-ay

Five Busy Elves Sorting Cards

Interactive Activity

Directions: Cut the cards apart. Sort the cards according to rhyming family onto the sorting mat.

making	year	song
fun	sacks	day
baking	long	near
away	stacks	begun

Word Bingo

Interactive Activity

Directions:

Use your sorting cards to make your Bingo Board. Write one word in each box. Make sure that you don't use a word more than once unless there are not enough words to fill each space. Have fun and good luck!

	FREE	

Word Bingo

Student Directions

Materials:

Sorting Cards
Bingo Board
25 Pennies or Bingo Chips

Players:

2 or more plus a Bingo Caller

Directions:

1. Prepare Bingo Boards.
2. The Bingo Caller selects one card from the deck of sorting cards and calls out the word.
3. Players cover the word that is called, spelling as they cover the word.
4. The first player to cover all of the words in a row calls out "BINGO" and wins the game.

Tip

Only use your words twice if there are not enough words to cover the entire Bingo Board.

Word Bingo Interactive Activity				
Directions: Use your sorting cards to make your Bingo board. Write one word in each box. Make sure that you don't use a word more than once. Have fun and good luck!				
		FREE		

Guided Word Work Practice | ©BookPagez.com

Santa Rhymes

Word Work Practice Page

Directions:

Read the word on Santa's hat. Write three words that rhyme with the word on Santa's hat. Underline the word family.







Answer Key for Santa Rhymes

Word Work Practice Page

Directions:

Read the word on Santa's hat. Write three words that rhyme with the word on Santa's hat. Underline the word family.




Word Detective: Rhyming Word Families

Extension Activity

Directions:

Be a word detective!

Be on the lookout for **rhyming word families** while you read. Write the word that you find along with the title of the book where you found the word, the page, and the sentence with the word or phrase.



Word	Book Title	Page	Sentence

Name: _____

Common Core State Standards Correlation

Five Busy Elves Lesson Plans, Resources, and Activities

The lesson plans, resources, and activities for use with *Five Busy Elves* correlate with the following English Language Arts Common Core State Standards for first grade.

Word Work Lesson Plan and Resources

Reading: Foundational Skills

RF.1.3 – Know and apply grade-level phonics and word analysis skills in decoding words.

RF.1.4 – Read with sufficient accuracy and fluency to support comprehension.