

## Vocabulary Connections

### Important Words to Know and Understand in *Five Busy Elves*

**Clatter**

A set of short, loud, sounds

**Draws Near**

To come closer

**Labels**

A piece of paper or other material that is attached to something to identify it

**Stables**

Buildings in which horses are kept, fed, and cared for

# Vocabulary Connections

Clatter



Draws  
Near



Labels



Stables



**Step by Step Directions:**  
1. Cut on the Dotted Line    2. Fold on the Solid Line    3. Glue, Tape or Staple the Top of Each Card to Close

# Vocabulary Connections

**Step by Step Directions:**

1. Cut on the Dotted Line
2. Fold on the Solid Line
3. Glue, Tape or Staple the Top of Each Card to Close

**Clatter**

A set of short, loud, sounds

**Draws Near**

To come closer

**Labels**

A piece of paper or other material that is attached to something to identify it

**Stables**

Buildings in which horses are kept, fed, and cared for

# Vocabulary Connections

<p><b>Clatter is a/an</b> noun verb adverb adjective</p> <p>Definition of <b>Clatter:</b></p> <hr/> <hr/> <hr/> <hr/> <hr/> <hr/>	<p><b>Draws Near is a/an</b> noun verb adverb adjective</p> <p>Definition of <b>Draws Near:</b></p> <hr/> <hr/> <hr/> <hr/> <hr/> <hr/>	<p><b>Labels is a/an</b> noun verb adverb adjective</p> <p>Definition of <b>Labels:</b></p> <hr/> <hr/> <hr/> <hr/> <hr/> <hr/>
<p><b>Clatter</b> looks like this:</p>	<p><b>Draws Near</b> looks like this:</p>	<p><b>Labels</b> look like this:</p>
<p><b>Clatter</b> reminds me of:</p> <hr/> <hr/>	<p><b>Draws Near</b> reminds me of:</p> <hr/> <hr/>	<p><b>Labels</b> remind me of:</p> <hr/> <hr/>
<p><b>I saw this word in</b></p>	<p><b>I saw this word in</b></p>	<p><b>I saw this word in</b></p>

**Step by Step Directions:**  
 1. Cut on the Dotted Line    2. Fold on the Solid Line    3. Complete the Vocabulary Card  
 4. Glue the Back of the Bottom Flap into Your Notebook    5. Write the Vocabulary Word on the Front of the Top Flap

# Vocabulary Connections

**Step by Step Directions:**  
1. Cut on the Dotted Line 2. Fold on the Solid Line 3. Complete the Vocabulary Card  
4. Glue the Back of the Bottom Flap into Your Notebook 5. Write the Vocabulary Word on the Front of the Top Flap

**Stables** is a/an  
noun verb  
adverb adjective

Definition of  
**Stables:**

\_\_\_\_\_

\_\_\_\_\_

\_\_\_\_\_

\_\_\_\_\_

\_\_\_\_\_

---

**Stables** look  
like this:

**Stables** remind  
me of:

\_\_\_\_\_

\_\_\_\_\_


**I saw this word in**

# Word Games

## with Words from **Five Busy Elves**

**Directions:** Fill in the blanks with the correct vocabulary words from the word bank.

1. There was a loud \_\_\_\_\_ when I dropped my plate on the floor.
2. As Christmas \_\_\_\_\_, many people are buying gifts for their family and friends.
3. The farmer brings the horses to the \_\_\_\_\_ to feed them.



### Word Bank

**Clatter**  
**Draws Near**  
**Labels**  
**Stables**

**Directions:** Choose your favorite word from the Word Bank. Practice writing the word on the lines below.

\_\_\_\_\_

-----

\_\_\_\_\_

\_\_\_\_\_

-----

\_\_\_\_\_


Name: \_\_\_\_\_

# Word Games Answer Key

## with Words from **Five Busy Elves**

**Directions:** Fill in the blanks with the correct vocabulary words from the word bank.

1. There was a loud clatter when I dropped my plate on the floor.
2. As Christmas draws near, many people are buying gifts for their family and friends.
3. The farmer brings the horses to the stables to feed them.



### Word Bank

**Clatter**  
**Draws Near**  
**Labels**  
**Stables**

**Directions:** Choose your favorite word from the Word Bank. Practice writing the word on the lines below.

---

---

---

---

---



---

---

---

### Five Busy Elves

By Patricia Hegarty



Name: \_\_\_\_\_

A new word that I learned in this book is:

It's like...

It means...

#### Step by Step Directions

1. Cut on the Dotted Line.
2. Fold on the Solid Line.
3. Complete the Vocabulary Card.
4. Add Your Vocabulary Card to Your Notebook or Use It As A Bookmark.




Name: \_\_\_\_\_

# Vocabulary Connections

## Directions:

Select a word from your reading that is new to you and write it in the box below. Then fill in the blanks to connect the new word to words you already know.

<b>New Word</b>			
<b>Cripple</b>			
<p>A person or animal that is impaired in some way.</p>	<p>She saw to it that I tried to walk every day. "So's that mean-lookin' leg don't go stiff on you and cripple up," she'd say.</p>		
<p><b>Dictionary Definition</b> Look up the word in the dictionary. Copy the dictionary definition.</p>	<p><b>Original Sentence</b> Copy the sentence in the book where the word appears.</p> <p>Book Title: <u>Pink and Say</u></p>		
<p>Lame Dismember Injure</p>	<p>Help Support Strong</p>	<p>The bird was a cripple because its wing was broken.</p>	<p>I saw a person in a wheelchair with a crippled leg.</p>
<p><b>Synonyms</b> What words have nearly the same meaning?</p>	<p><b>Antonyms</b> What words have the opposite meaning?</p>	<p><b>Make It Your Own</b> Use the word in a new sentence that shows what it means.</p>	<p><b>Connect to Your Life</b> When or where have you seen it, heard it, felt it, smelled it, or tasted it?</p>

Name: \_\_\_\_\_

# Vocabulary Connections

## Directions:

Select a word from your reading that is new to you and write it in the box below. Then fill in the blanks to connect the new word to words you already know.

<b>New Word</b>			
<b>Dictionary Definition</b>	<b>Original Sentence</b>	<b>Visualize</b>	
Look up the word in the dictionary. Copy the dictionary definition.	Copy the sentence in the book where the word appears. Book Title: _____ _____	Draw a picture to illustrate the meaning of the word.	
<b>Synonyms</b>	<b>Antonyms</b>	<b>Make It Your Own</b>	<b>Connect to Your Life</b>
What words have nearly the same meaning?	What words have the opposite meaning?	Use the word in a new sentence that shows what it means.	When or where have you seen it, heard it, felt it, smelled it, or tasted it?

Name: \_\_\_\_\_

## Vocabulary Connections

### Directions:

1. Write a word from your reading that is new to you in the first column.
2. Read the sentence before and after the sentence where the word appears. Write what you think the word means in the second column.
3. Explain why you think your definition makes sense based on the context clues in the text.
4. Write the dictionary definition.
5. Place a check mark in the last column if the dictionary definition matches what you thought the word meant.

Word	What I Think the Word Means	Context Clues	Real Definition	✓

# Common Core State Standards Correlation

---

## Five Busy Elves Lesson Plans, Resources, and Activities

The lesson plans, resources, and activities for use with *Five Busy Elves* correlate with the following English Language Arts Common Core State Standards for first grade.

### Vocabulary Lesson Plan and Resources

Language

**L.1.4a** – Use sentence-level context as a clue to the meaning of a word or phrase.

**L.1.5c** – Identify real-life connections between words and their use (eg, note places at home that are cozy).

**L.1.6** – Use words and phrases acquired through conversations, reading and being read to, and responding to texts, including using frequently occurring conjunctions to signal simple relationships (eg, *because*).