



3-DIMENSIONAL TURKEY

Materials:


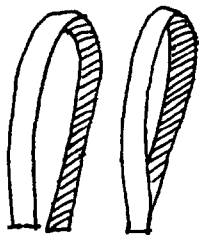
1. (1) 9"x12" light brown construction paper
2. (1) 6"x12" dark brown construction paper
3. 1"x6" strips of yellow, orange and light brown construction paper
4. scissors and paste or glue
5. black crayon

Steps:

1. Draw a turkey body on the dark brown construction paper, freehand, and cut it out.
2. Paste the body onto the light brown construction paper. Draw around the turkey with black crayon and add legs, eyes, and beak.



3. Bend and paste 1"x6" strips of construction paper to make the tail feathers.



4. Cut out a wing from scraps and paste on turkey to cover strip ends. Cut out a red gobbler and paste to turkey.

